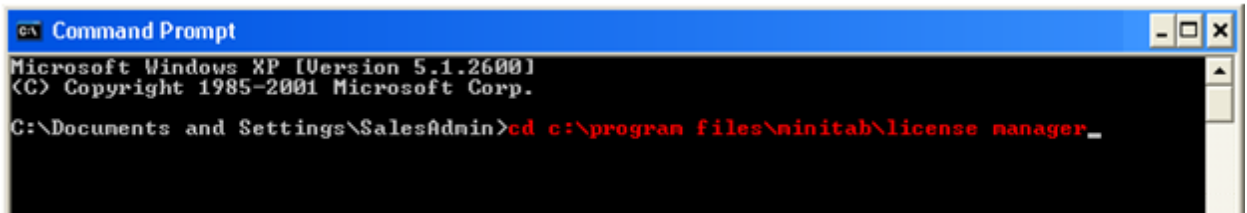


## 強制將使用權限 (License) 取回

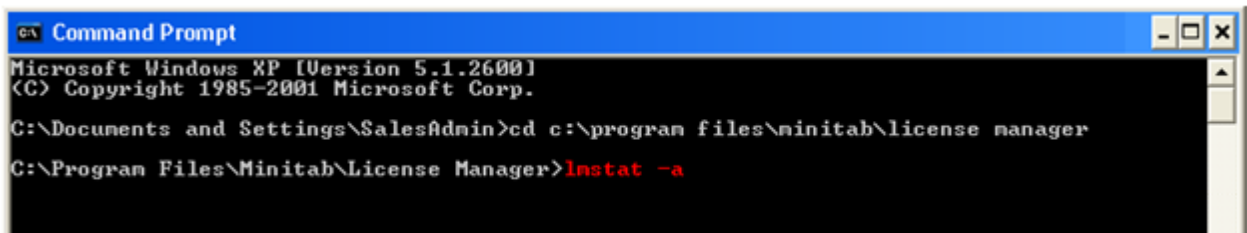
如果想要將結束某個 client 端的 license，可以使用下列 command。

1. 先到 command 功能下瀏覽 License manager 資料夾，指令如下圖紅字所示



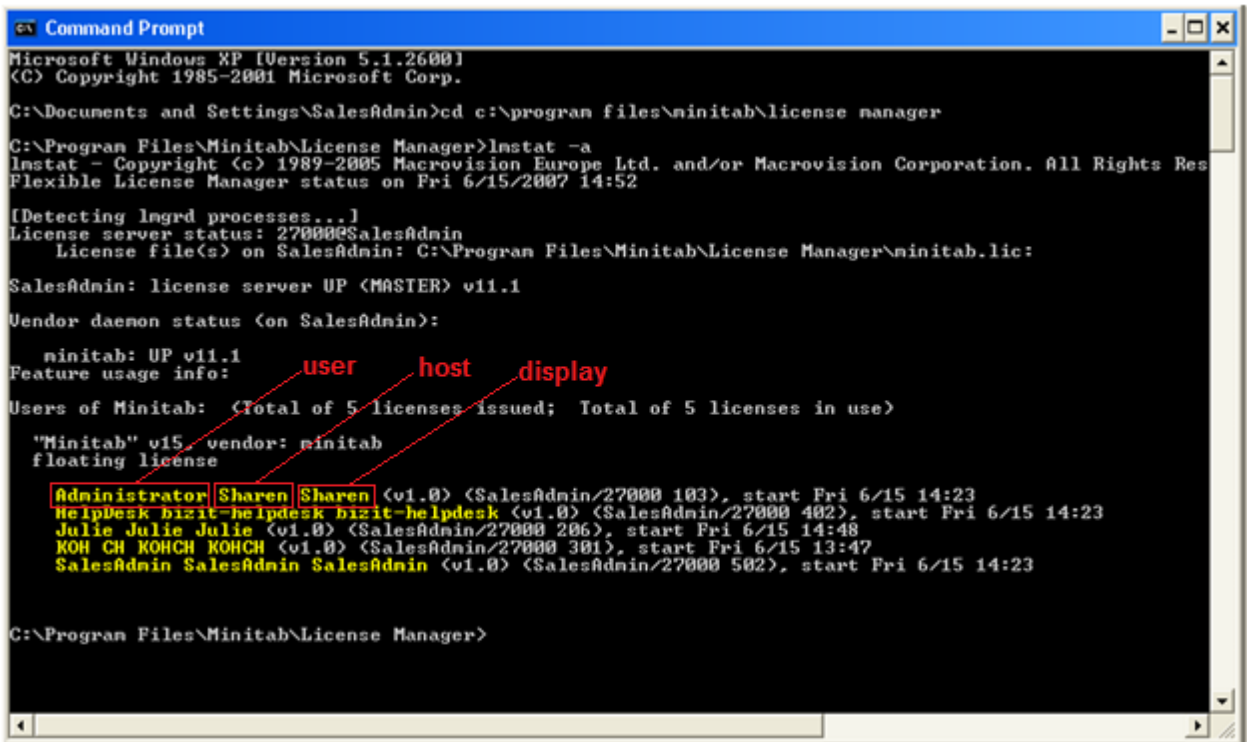
```
Command Prompt
Microsoft Windows XP [Version 5.1.2600]
(C) Copyright 1985-2001 Microsoft Corp.
C:\Documents and Settings\SalesAdmin>cd c:\program files\minitab\license manager_
```

2. 於 License Manager 的路徑位置下輸入 `lmstat -a` 查看資訊，如下：



```
Command Prompt
Microsoft Windows XP [Version 5.1.2600]
(C) Copyright 1985-2001 Microsoft Corp.
C:\Documents and Settings\SalesAdmin>cd c:\program files\minitab\license manager
C:\Program Files\Minitab\License Manager>lmstat -a
```

3. 您會看到所有 Minitab 或是 Quality Companion 的使用者資訊被列出，如下圖黃字：



```
Command Prompt
Microsoft Windows XP [Version 5.1.2600]
(C) Copyright 1985-2001 Microsoft Corp.
C:\Documents and Settings\SalesAdmin>cd c:\program files\minitab\license manager
C:\Program Files\Minitab\License Manager>lmstat -a
lmstat - Copyright (c) 1989-2005 Macrovision Europe Ltd. and/or Macrovision Corporation. All Rights Reserved
Flexible License Manager status on Fri 6/15/2007 14:52

[Detecting lmgrd processes...]
License server status: 27000@SalesAdmin
License file(s) on SalesAdmin: C:\Program Files\Minitab\License Manager\minitab.lic
SalesAdmin: license server UP <MASTER> v11.1
Vendor daemon status (on SalesAdmin):
  minitab: UP v11.1
Feature usage info:
Users of Minitab: (Total of 5 licenses issued; Total of 5 licenses in use)
"Minitab" v15, vendor: minitab
floating license
Administrator Sharen Sharen (v1.0) (SalesAdmin/27000 103), start Fri 6/15 14:23
HelpDesk bizit-helpdesk bizit-helpdesk (v1.0) (SalesAdmin/27000 402), start Fri 6/15 14:23
Julie Julie Julie (v1.0) (SalesAdmin/27000 206), start Fri 6/15 14:48
MOH CH KOHCH KOHCH (v1.0) (SalesAdmin/27000 301), start Fri 6/15 13:47
SalesAdmin SalesAdmin SalesAdmin (v1.0) (SalesAdmin/27000 502), start Fri 6/15 14:23

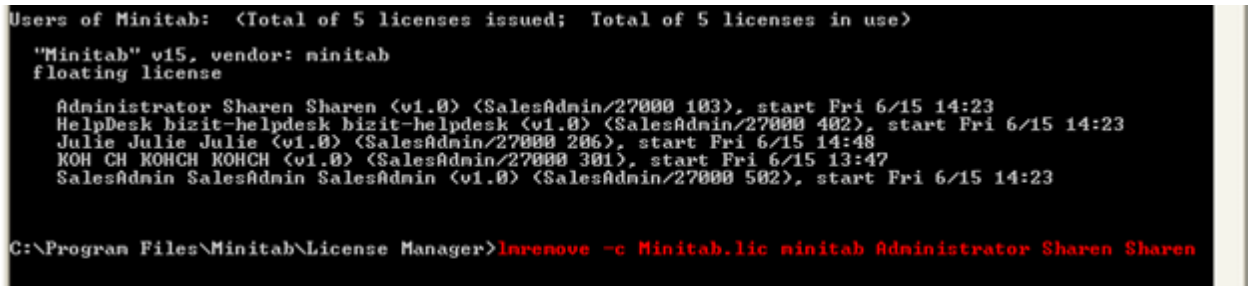
C:\Program Files\Minitab\License Manager>
```

4. 請輸入下列指令終止某使用者的權限：

*lmremove -c [license file] [feature] [user] [host] [display]*

例如:

*lmremove -c Minitab.lic Minitab Administrator Sharen Sharen* · 如下圖紅字



```
Users of Minitab: (Total of 5 licenses issued; Total of 5 licenses in use)
"Minitab" v15, vendor: minitab
floating license
Administrator Sharen Sharen (v1.0) (SalesAdmin/27000 103), start Fri 6/15 14:23
HelpDesk bizit-helpdesk bizit-helpdesk (v1.0) (SalesAdmin/27000 402), start Fri 6/15 14:23
Julie Julie Julie (v1.0) (SalesAdmin/27000 206), start Fri 6/15 14:48
KOH CH KOHCH KOHCH (v1.0) (SalesAdmin/27000 301), start Fri 6/15 13:47
SalesAdmin SalesAdmin SalesAdmin (v1.0) (SalesAdmin/27000 502), start Fri 6/15 14:23

C:\Program Files\Minitab\License Manager>lmremove -c Minitab.lic minitab Administrator Sharen Sharen
```

5. 若指令成功您將會看到下列黃字



```
C:\Program Files\Minitab\License Manager>lmremove -c Minitab.lic minitab Administrator Sharen Sharen
lmremove - Copyright (c) 1989-2005 Macrovision Europe Ltd. and/or Macrovision Corporation. All Rights
C:\Program Files\Minitab\License Manager>
```

6. 接著您可以再輸入 *lmstat -a* 確認目前權限的使用情形



```
C:\Program Files\Minitab\License Manager>lmremove -c Minitab.lic minitab Administrator Sharen Sharen
lmremove - Copyright (c) 1989-2005 Macrovision Europe Ltd. and/or Macrovision Corporation. All Rights
C:\Program Files\Minitab\License Manager>lmstat -a
```